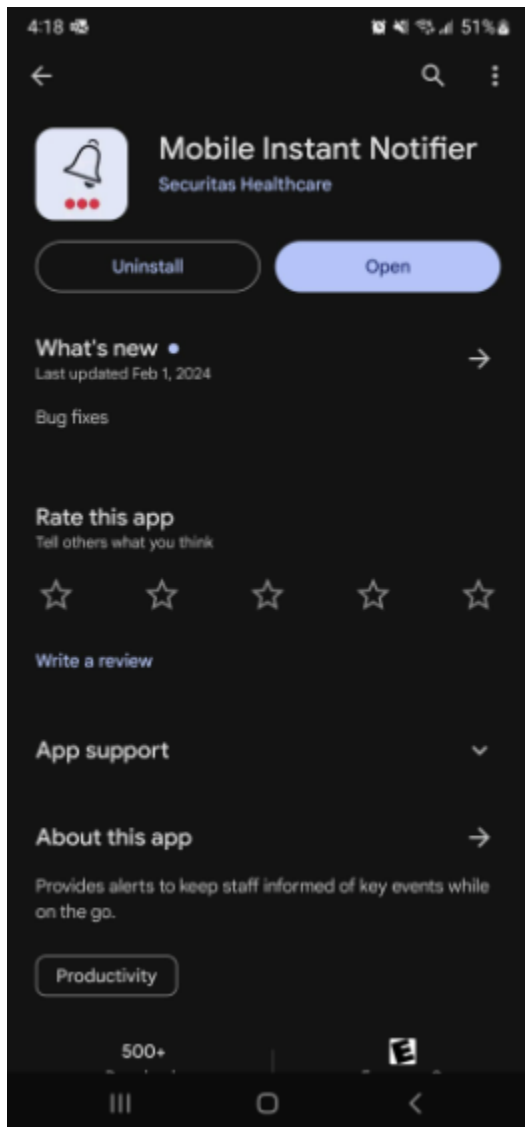


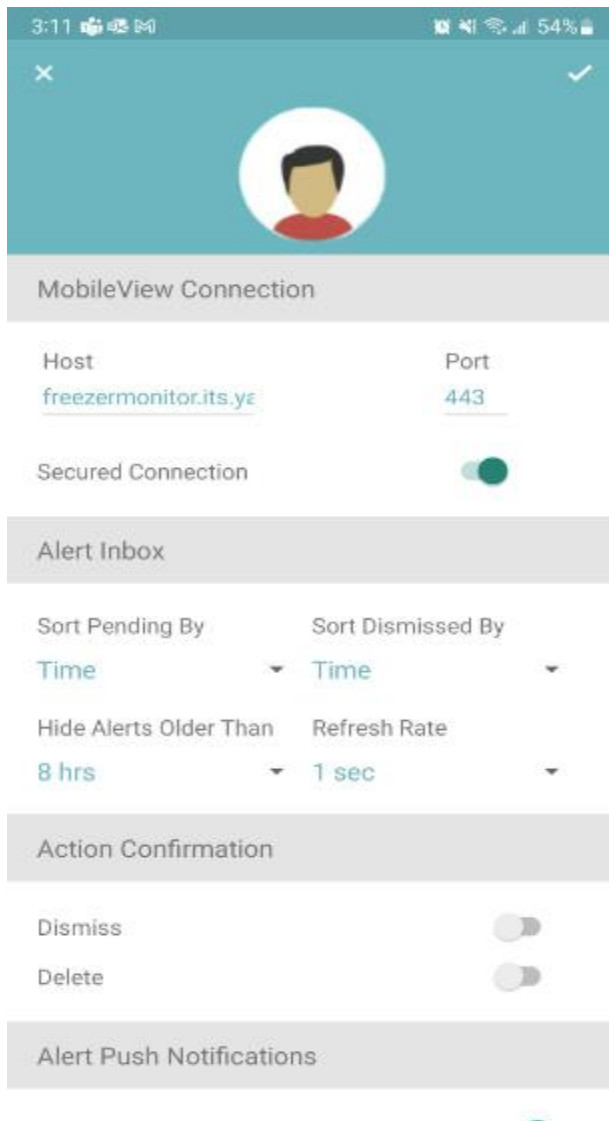
Instant Notifier Alert Mobile App:

Instant notifier is a mobile app that the users can install and use to receive audio alerts on their mobile devices. This app works on both IOS and Android devices. This alert notification tool is separate from email and text notifications.

1. Search in either “Play Store” or “App Store” for the app with its name as “Mobile Instant Notifier”.

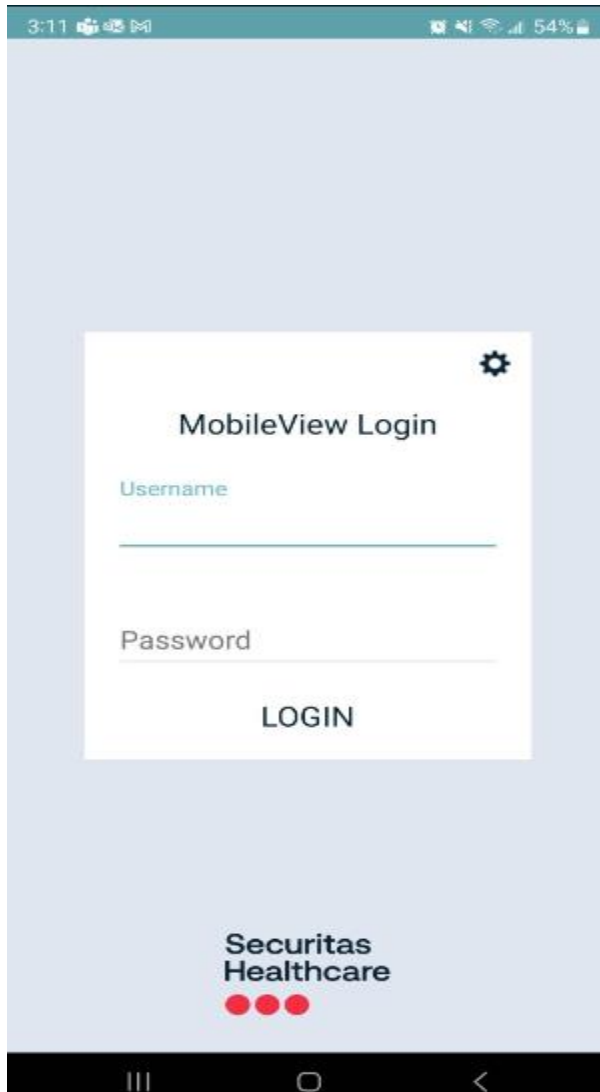


2. Once it's installed, go to the setting gear in the top-right corner, and add the host name as "freezermonitor.its.yale.edu" and taggle on the Secured Connection. This will change the Port number to 443. Then tap on the check mark on the top-right corner to save.



Note: you can also change the preferences on how to receive the alert notification from the setting. This app shows up to 8 hours of alerts.

3. After completing the configuration, you can login using your NetID and password similar to the web app. Then you will start receiving notifications in the app for any future alerts.



4. When you receive an alert, you can acknowledge it from the app itself without the need to do that from the web app.