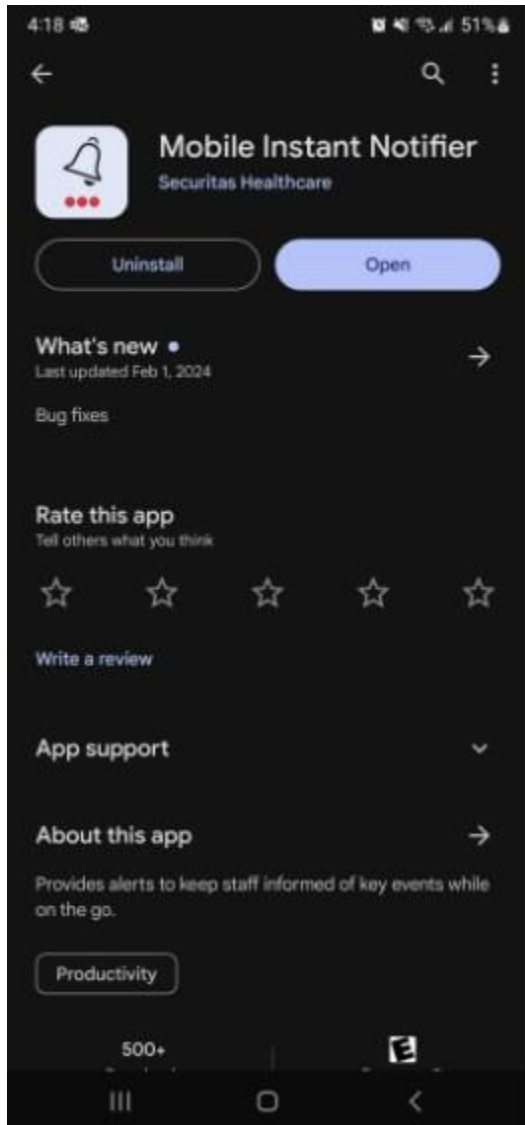


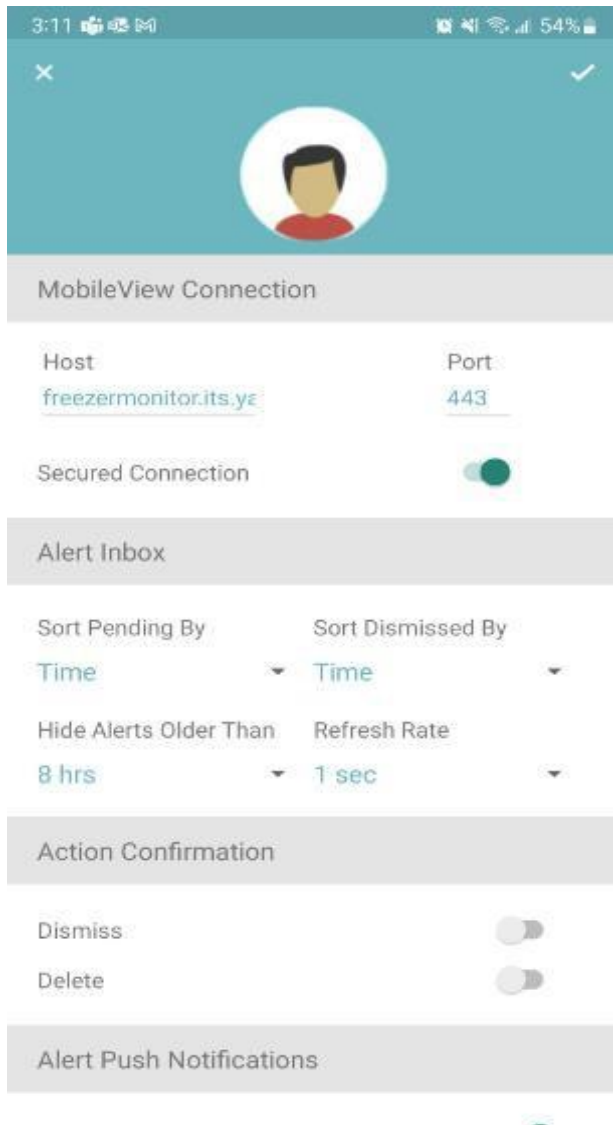
Instant Notifier Alert Mobile App:

The Instant Notifier Mobile app allows users to receive audio alerts on their mobile devices. It is available for both iOS and Android. This alert notification tool is separate from email and text notifications.

1. Search the “Play Store” or “App Store” for the app named **“Mobile Instant Notifier.”**

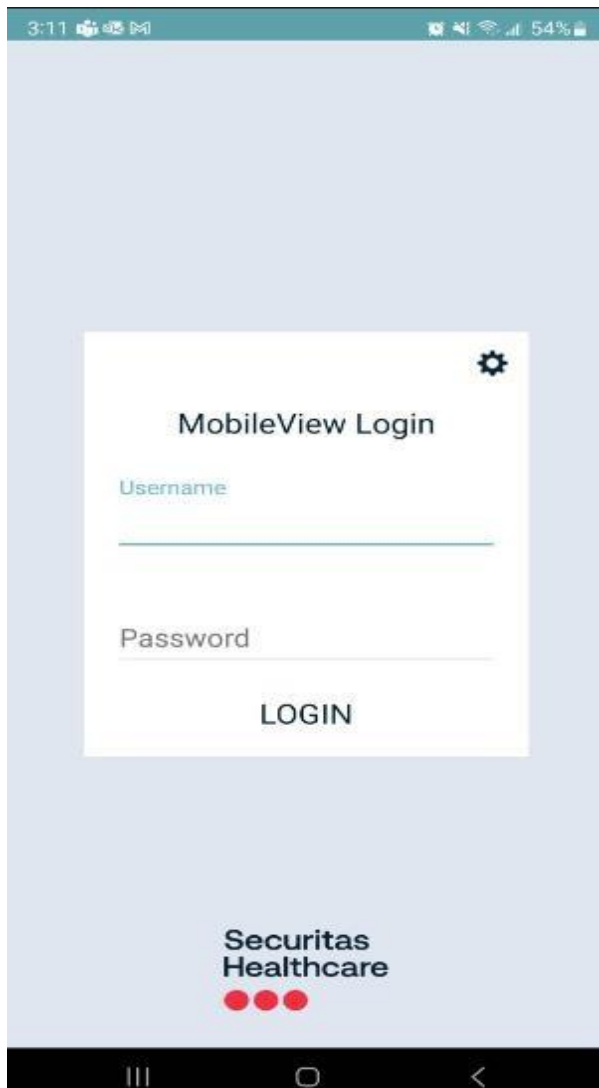


2. Once installed, open the app, go to the settings (gear icon in the top-right corner), and add the host name: **freezermonitor.its.yale.edu**. Toggle on **Secured Connection**, which will automatically change the port number to **443**. Then tap the checkmark in the top-right corner to save.



Note: You can also adjust your alert notification preferences in the settings. The app displays up to 8 hours of alerts.

3. After completing the configuration, log in using your NetID and password. You will then begin receiving notifications for any recent and future alerts.



4. When you receive an alert, you can acknowledge it directly in the app without needing to use the freezer monitoring web app.
5. If you no longer wish to receive alert on your mobile device, you can simply log out from the mobile app